

■ Frame Types



Tubular Frame



※ Cap Frame 2



※ Border Frame



※ Sock Frame



※ M-Frame

As the magnets are very strong, keep loose metal items away as they will be attracted to them and may cause problems.

■ Options




Multi Cording Device

Up to six different colors/types of cord can be utilized. This combined with regular embroidery provides endless possibilities for expression.



DB x K5 Z1 FS



Thread Guide

FS mode Optional Parts (to be sold separately)

By using the FS mode and special parts, non twisted thread can be embroidered without becoming fuzzy or frayed.

■ Specifications

Model	Number of Needles		Embroidery Space(D × W)mm				Width(mm)	Depth(mm)	Height(mm)
	8	14	Tubular Frame	Wide Cap Frame	Semi - Wide Cap Frame	Border Frame			
TMBU-SC	○	○	360 × 500	75 × 360	83 × 180	360 × 500	870	955	1675

Factory options	LED LIGHT
Options	Multi-cording Device, Emb.Lame Attachment, Border Frame, Cap Frame 2, Pocket Frame, Sock Frame, M-Frame, Snarl-preventive Attachment
Embroidery Speed	Max.1,200 (Stitches/minute)
Power supply	Single-phase 100-120V, 200-240V, 50Hz/60Hz
Power consumption	Maximum 160W.
Weight	140kg

Seller

Tajima Industries Ltd.

19-22, Shirakabe 3-chome, Higashi-ku Nagoya 461-0011 JAPAN
TEL. +81-52-932-3444, 3445 FAX. +81-52-932-2457, 3449



<http://www.tajima.com>



<https://www.facebook.com/TajimaGroup>

Manufacturer

Tokai Industrial Sewing Machine Co., Ltd.

※ option

TMBU-SC

Appeal to your customers with personalization.



The competent machine that makes more sense.



**TAJIMA
EMBROIDERY
SHOP**



Fashioning your Future Tajima always leads, never follows

TMBU-SC

An advanced, long awaited new machine that improves efficiency.

Point 5

Embroidery software greatly increases the efficiency.

Point 4

Capable of embroidering on caps at high speed.

Point 3

Material does not flutter even when running on leather.

Point 2

Equipped with support functions.

Point 1

Capable of embroidering on large bags.



Are there demands for such a machine?


Demand 1
Need to embroider on Golf Bag

Demand 2
Need a more easy-to-use machine

Demand 3
Need to embroider on thick leather


Demand 4
Need to embroider faster on caps

Demand 5
Need to embroider distinctive designs



To provide an answer to your diverse requirements.


5 points to dramatically improve the field



Point 1 Expansion of under machine space

Capable of embroidering on large bags

By increasing the space under the machine, we have realized space for large and long items like golf bags.



Hydraulic step pump for raising/lowering Table


As the table can be raised and lowered easily, It is convenient to load heavy bags.



Point 2 Useful Functions

Complete support functions are built in.

The "Laser Crosshair Marker", "Magnet Frame" "Under-Needle LED", and "FS Mode" - functions are all built in.



A Laser Crosshair Marker makes it easy to position the embroidery correctly.

The Magnetic Frame allows you to work with any shape of product.



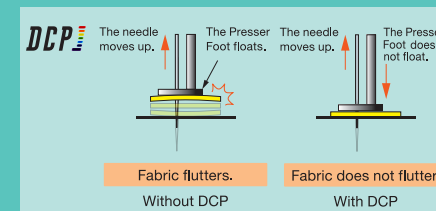
An under needle LED increases efficiency.

Exclusive FS mode parts prevent fluffing. For details, please see the back page.

Point 3 Digitally Controlled Presser Foot "DCP"

Able to embroider on leather without flip-flop

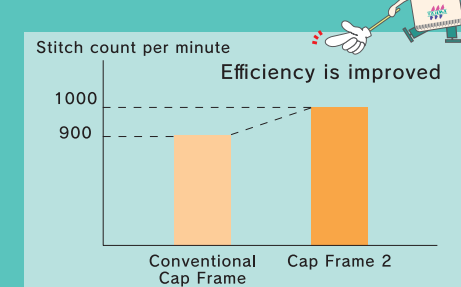
The Digitally Controlled Presser Foot allows the presser foot height to be adjusted on the operation panel. Fabric fluttering is eliminated, quality is improved, and thread breakage is reduced. It is perfect for 3D embroidery.



Point 4 Cap Frame 2

Able to embroider on caps at high speed

By using the new "Cap Frame 2", work efficiency increases due to an increase in finishing speed. Conventional Type 900rpm to New Type 1000 rpm.



Point 5 Connection of Network

Embroidery software greatly increases work efficiency.

By connecting the machine with embroidery software, it is easy to transmit design data. "Autograph" is good for personalized embroidery. "TAJIMA DG by PULSE" is good for the distinctive designs.

